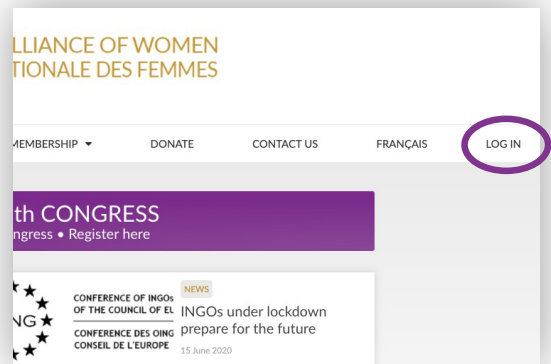




HOW TO SET YOUR IAW SITE PASSWORD

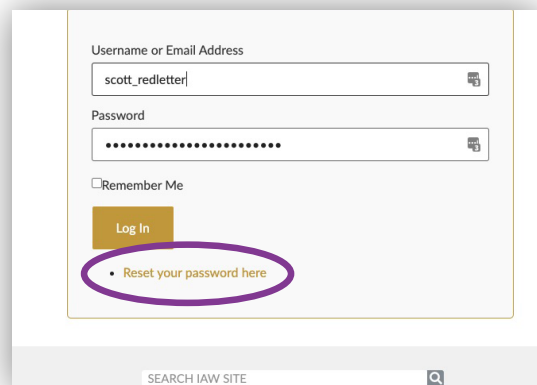
1. Your site username is the **email address** you used when you paid your membership dues online, or the email address we have on file.

2. Select **LOG IN** - the last menu item on the home page.

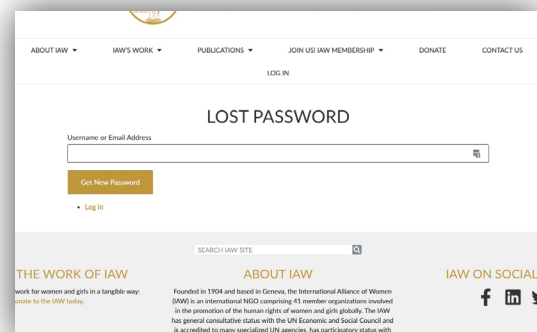


3. To set your password, click the **Reset your password here** link on the login screen.

If you already log in to the site (e.g., to write articles) you don't need to reset your password.



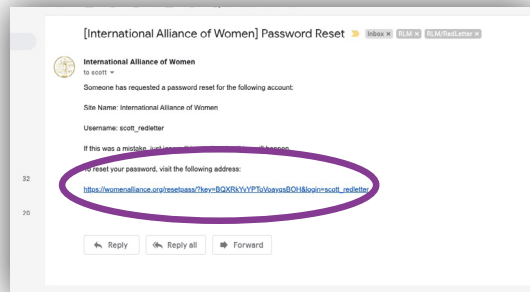
4. Enter your email.
If you use a different email address, please email iaw.site@womenalliance.org.



5.


Check your inbox for a link to set / reset your IAW site password. If you don't see it after a few minutes, check your junk or promotions folders.

Click the link.



6.

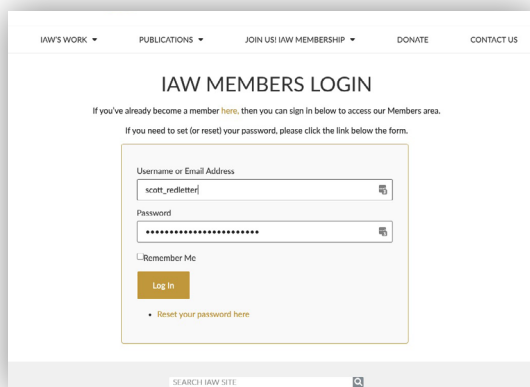
Create a site password.



7.

Login using your new password.

When you're logged in, you'll be able to access all member documents.



If you're a member and can't login with your current email address, or need to login with a different email address, please contact iaw.site@womenalliance.org.